

A to Z Audio Services, Inc.

AtoZCD Packages

Important typesetting information about file submission


1. All files must be in CMYK psd, tiff or high quality jpeg format, except files for thermal imprinting.
2. We prefer 400 dpi resolution, although 300 dpi is acceptable, except files for thermal imprinting.
3. Thermal imprint files should be 900 dpi tiffs for text and line art, or 600 dpi for grayscale images (not recommended).
4. All background images should bleed 1/8" beyond printing dimensions as shown on the next page.
5. Please keep text 1/8" within the printing dimensions.
6. If using our templates (highly recommended), background images should go completely to the edge of the file.

Included with this file are layout templates for the specific package that you have chosen, CD and parental advisory logos, and two fonts for printing © (a circle P, or phonocopyright symbol)- the proper symbol for printing directly on the CD itself. The HelveticaP and TimesP fonts supplied (for Mac only) are exactly the same as Helvetica and Times except that the option-shift-p keystroke produces a circle p "©". The layout dimensions can be viewed on the second page of this document, and are supplied as tiff or Photoshop psd files. All templates have guides and fold/crop marks for a graphical view of the printable area. Thermal imprinting is suitable for text and simple logos printed on the CD. If you are planning on a color background or having graphics on your CD label, then we would print on the 3-up gloss or 6-up full face gloss labels. 4 color label templates must be downloaded separately- they are NOT included with the packages. CDR artwork for thermal imprinting must not go outside the frames. Adhesive label artwork SHOULD bleed 1/8". When designing an insert or tray, keep in mind that any graphic or photo that goes to the outside edge of the item should bleed off at least 1/8" (our templates are already set up for this), and any type or other item NOT to the edge should be 1/8" or more from the edge. This gives enough leeway when cutting so that borders are relatively even, nothing gets cut off that shouldn't, and there are no white edges where printing should be. Files should be 400 dpi for maximum quality, although 300 dpi will print satisfactorily. Line art should be at 600 dpi MINIMUM. Files for thermal imprints should be 900 dpi for maximum clarity. Thermal imprinting of grayscale images is usually not recommended due to the limited resolution available, although some images may print satisfactorily. Graphics for four color printing MUST be supplied in CMYK format. Be aware that the colors that you see on your monitor and/or printouts from your inkjet printer may not accurately reflect the actual values in your files. We will print your files as supplied. Please supply printouts with your order.


THE FOLLOWING WILL BE SUBJECT TO EXTRA CHARGES:

1. ANY FILES SUPPLIED NOT USING OUR TEMPLATES, or to EXACT specs as stated above
2. GRAPHICS FOR FOUR COLOR PRINTING NOT IN CMYK FORMAT
3. 4 color labels in place of thermal imprinting, or color on insides of covers/trays, as per our price list.


If you have any questions regarding layout or specs, please call us at **440-333-0040**, or email typeset@atozaudio.com



insert



thermal imprint



label

- Black represents dimensions of item
- Light blue designates text area
- Pink indicates bleed area

PRINTABLE AREAS

TEMPLATE DIMENSIONS ARE ON NEXT 2 PAGES

A.ZEZCD Package Dimensions

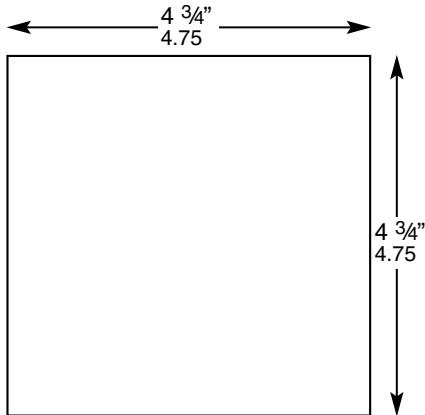
A to Z AUDIO Services, Inc.

440-333-0040

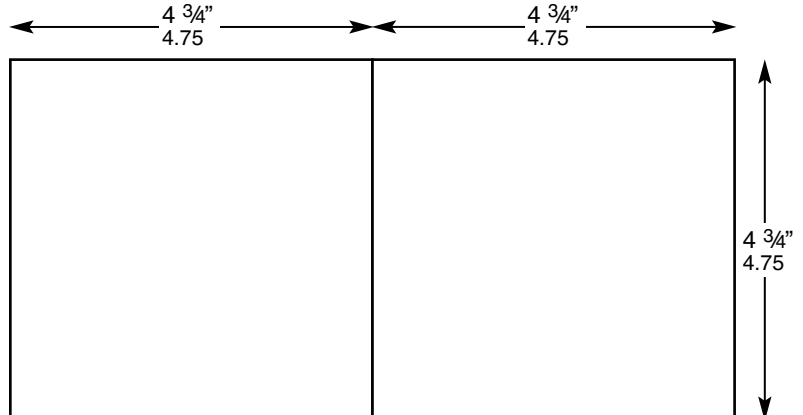
fax: 333-0104

typeset@atozaudio.com • www.atozaudio.com

All items except thermal imprint need EXACTLY 1/8" bleed on all 4 sides and in CMYK tiff format. Either leave files in layers, or remove Guides layer before flattening. Resolution should be 400 dpi, although 300 dpi is acceptable. Thermal imprints should be 900 dpi bitmap files for text and/or line art and 600 dpi for grayscale images.



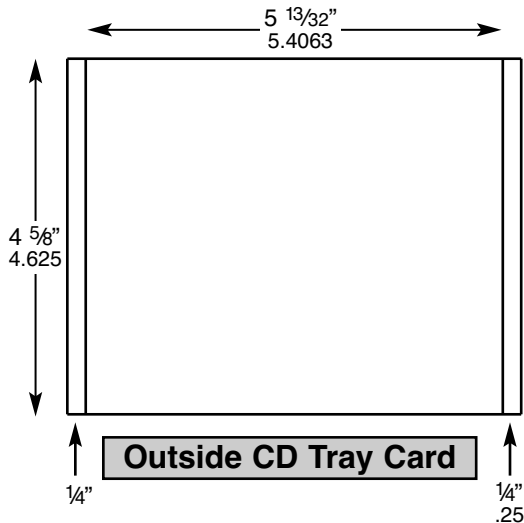
2 Panel CD Insert



Back

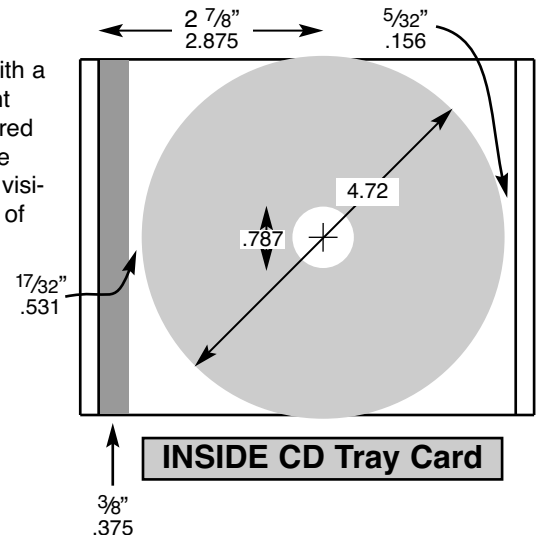
4 or 8 Panel CD Insert

Front

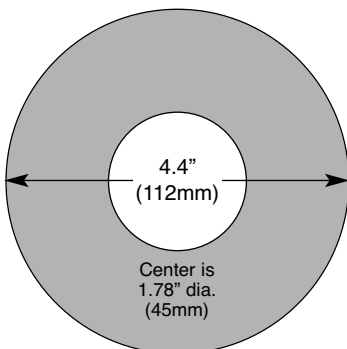


Outside CD Tray Card

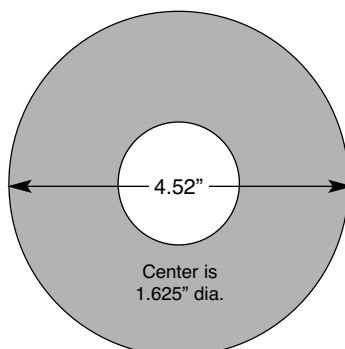
In a jewel case with a clear tray, the light gray area is covered by the CD and the dark gray area is visible from the front of the jewel case.



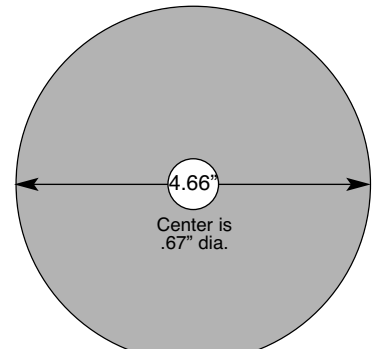
INSIDE CD Tray Card



thermal imprint

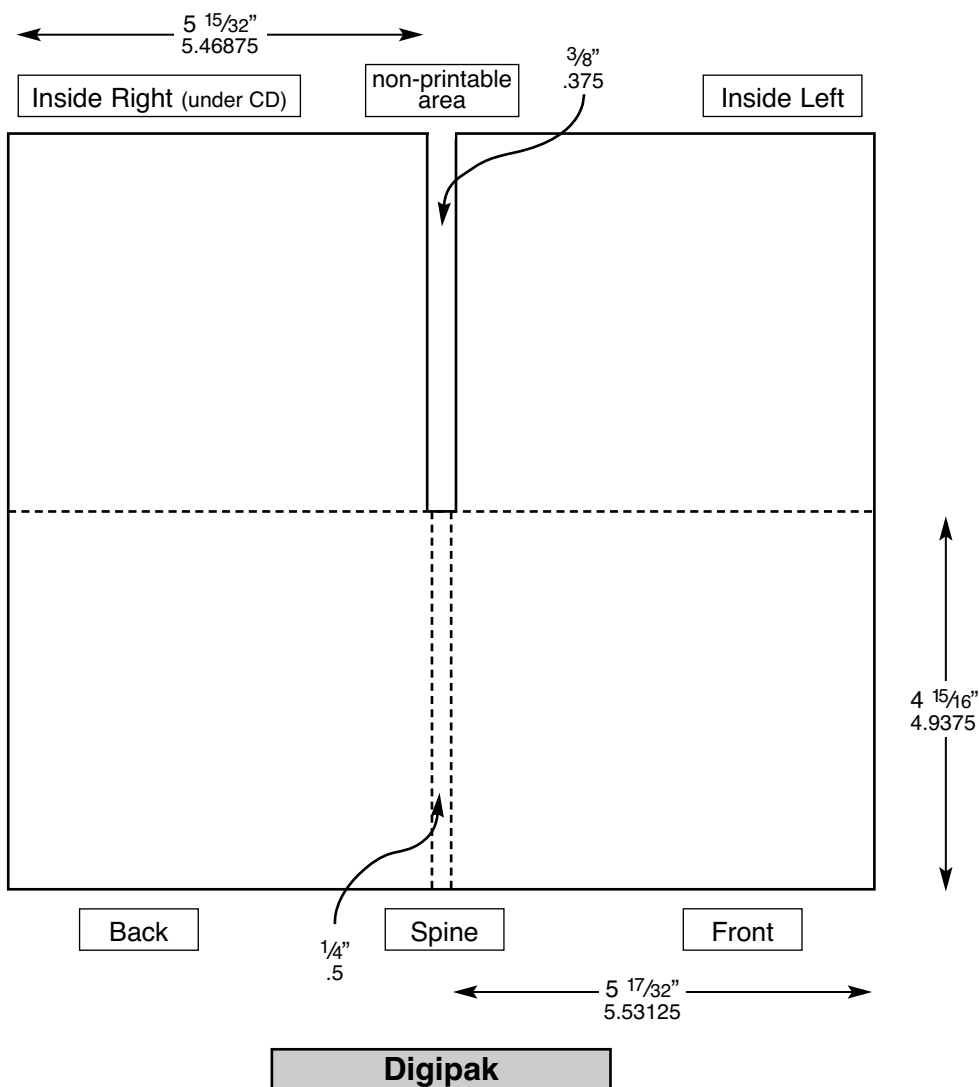
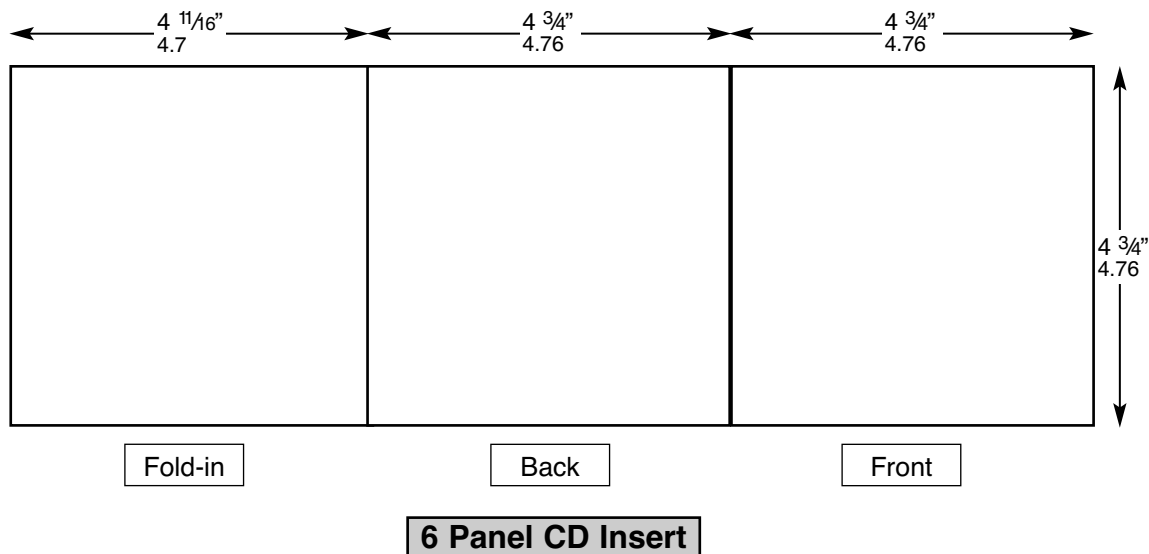


CD laser labels



full face labels

A. ZE ZCD Package Dimensions



A to Z AUDIO Services, Inc.

440-333-0040

fax: 333-0104

typeset@atozaudio.com

www.atozaudio.com

All items except thermal imprint need EXACTLY $\frac{1}{8}"$ bleed on all 4 sides and in CMYK tiff format. Files must not be in layers, and resolution should be 400 dpi, although 300 dpi is acceptable. Thermal imprints should be 900 dpi bitmap files for text line art and 600 dpi for grayscale images.